

Homeowners: Newline

Important Details You Want To Know Before You Start A Homeowner Newline:

- What state are you quoting?
- What coverage are you quoting?
- What is the effective date?


Note: NC Homeowners is not supported by Masterpiece Real-time.
NC Valuable Articles is not supported by Masterpiece Real-time.
HI, KY, MA, NC, NJ, SC and VA Auto are not supported by Masterpiece Real-time.

Homeowners: Newline

1. Logon to @chubb website using your user name and password.

Login to @chubb

Select Language/Country:

English - All Others 

User ID:

UserName

Password:

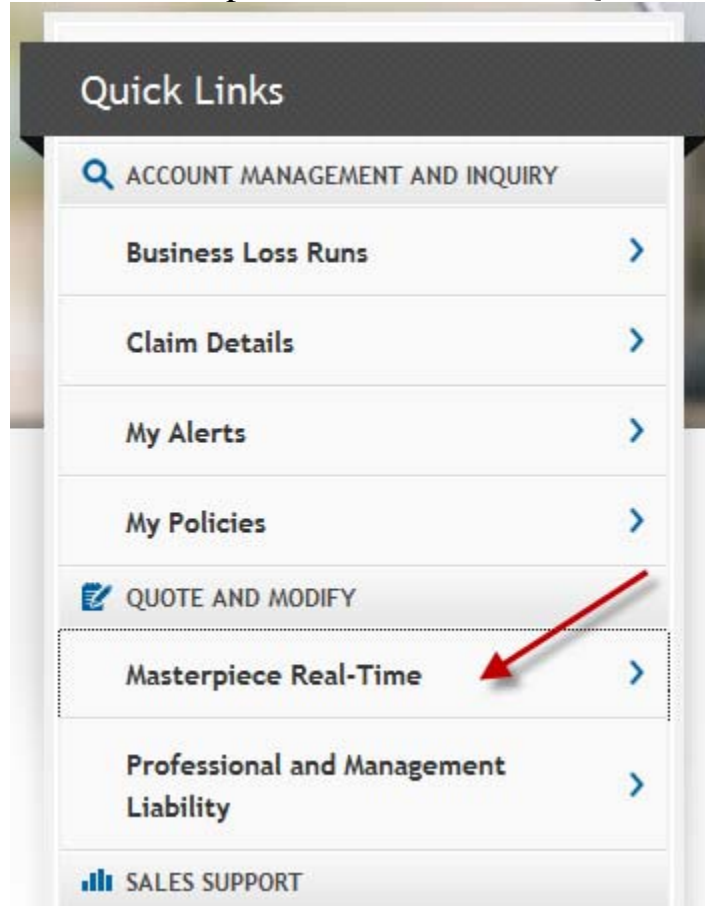
••••••••

Login »

Reset Password

@chubb Resources: [Need Help?](#) | [FAQs](#) | [Information Services Agreement](#)

2. Click on Masterpiece Real Time under QUOTE AND MODIFY.



3. Select Create Policy / Quote. Click NEXT. (picture not shown)
4. Enter Insured Contact Information. If information should carry over to Policy Mailing Address, check Use Address for Policy Mailing Address.

Enter Insured Contact Information

Name(s):

Street:

City:

Country:

State:

Zip Code:

County:

Phone: () - ext

☒ Use Address for Policy Mailing Address

[US Postal Service Website](#)

5. Click NEXT.

6. Enter Insured Specifics. Click NEXT.

Enter Insured 1 Specifics

Name on policy: JOE CHUBB

Prefix:

First Name:

Middle Name:

Last Name:

Suffix:

Birth Date: [MMDDYYYY](#)

Age: 44

Occupation Type / Industry:

Occupation Detail:

7. Enter Social Security Number. Click NEXT. (picture not shown)

8. If there is an Insured 2, Enter Insured 2 Specifics. Click NEXT
 (picture not shown) If there is not, Click NEXT. (picture not shown)

9. Determine if this is a Masterpiece policy, and fill in the effective and expiration date and your producer code. (please note: your screen may vary slightly) Click NEXT.

Enter Policy Information

1. Select Masterpiece or Specific Policy Type

- ☒ Masterpiece
- ☐ California Auto
- ☐ California All Other Lines
- ☐ New York Auto
- ☐ North Carolina Excess and FP
- ☐ Texas Homeowners
- ☐ Texas Homeowners And PAF
- ☐ Texas PAF

2. Select Type of Transaction

- ☒ New Line
- ☐ Renewal Conversion
- ☐ Rewrite of New Line
- ☐ Rewrite of Renewal

3. Enter Policy Specifics

Effective Date: 11/01/2012 MMDDYYYY

Expiration Date: 11/01/2013 MMDDYYYY

Date Received: 11/13/2012 MMDDYYYY

Producer Code: 99999 999 (Enter 5 digit code; 3 digit subcode is optional)

10. Select Writing Company and enter a brief description of your transaction. Click NEXT.

Enter Writing Company And Details

Effective Date: 11/01/2012 Expiration Date: 11/01/2013

Date Received: 11/13/2012 MMDDYYYY Date Requested: 11/13/2012 MMDDYYYY

Writing Company: GREAT NORTHERN

Writing Company Guidelines

☐ VIP

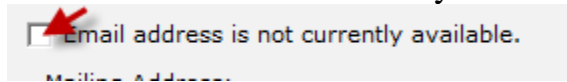
☐ Family Office

☒ Telephone Request

Transaction Description: HOMEOWNER NEWLINE / NF

11. Enter Account Number (if used for download). Click NEXT. (picture not shown)

12. You will now be on Enter Named Insured, Policy Mailing and Email Address screen. Enter insured email address of check off Email address is not currently available. Click NEXT.



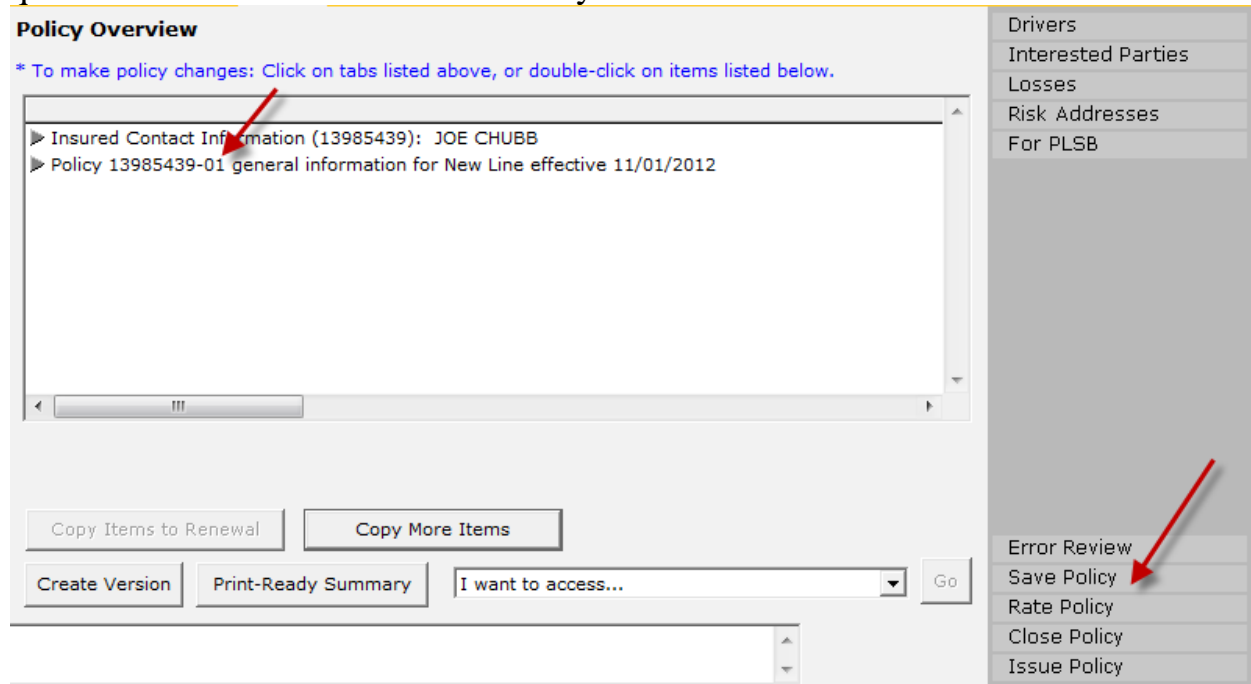
☐ Email address is not currently available.

Mailing Address

13. This will bring you to Enter Insured's Billing Address screen. If the billing address is to be different from the mailing address, make your updates now and click NEXT, otherwise just click NEXT.

(picture not shown)

14. You will now be on the Policy Overview screen. Take note of your quote number and click on Save Policy.



Policy Overview

* To make policy changes: Click on tabs listed above, or double-click on items listed below.

► Insured Contact Information (13985439): JOE CHUBB
► Policy 13985439-01 general information for New Line effective 11/01/2012

Copy Items to Renewal Copy More Items

Create Version Print-Ready Summary I want to access... Go

Drivers
Interested Parties
Losses
Risk Addresses
For PLSB

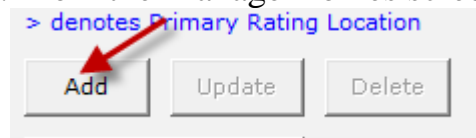
Error Review
Save Policy
Rate Policy
Close Policy
Issue Policy

15. Click on the Homes Tab.



Policy Homes Valuable Articles Vehicles Excess Watercraft

16. From the Manage Homes screen, click on Add.



> denotes Primary Rating Location

Add Update Delete

17. You will come to the Select Location screen. Your policy mailing address will already be shown. If this is the location address, click NEXT. If this is not the location address, click Add New Location.

Select Location

* Click to select item.
* Double-click to process with selected item.

Street	City	County	State	Zip Code	Rate/Rule
1 CHUBB WAY	FAIRFIELD	FAIRFIELD	CT	06430	

> Denotes Primary Rating Location

Add New Location

<< Back Next >>

18. Click NEXT again (from Enter Location Detail screen). (picture not shown)

19. Select Residence Type. Click NEXT.

Select Residence Type

Location: 1 CHUBB WAY, FAIRFIELD, FAIRFIELD county, CT, 06430

☒ House

☐ Condominium

☐ Cooperative

☐ Renters

☐ Residence of Unknown Type

20. Select Residence Coverages and click Add or click Add Full Coverage to add full coverage.

Available Coverages

Structure and Contents
Personal Liability
Workers Compensation
Excess Liability
Family Protection

>> Add Full Coverage >>

>> Add >>

<< Remove <<

Selected Coverages

* Personal and Excess Liability for the same residence cannot be on the same policy.

21. Enter your Prior Carrier information. Click NEXT.

Prior Carrier: CHUBB GROUP OF INSURANCE COS.

Other Carrier Information:

<< Back Next >>

22. Enter Residence Information. Click NEXT.

Enter Residence Information

Residence: House at Primary: 1 CHUBB WAY, FAIRFIELD, FAIRFIELD county, CT, 06430

Building Amount:	2,400,000	Construction Type:	Frame
Contents Percentage:	? 50.0 %	Construction/Renovation:	Not Applicable
Contents Amount:	1,200,000	Year Renovated:	0
Type of Contents:	Deluxe	<input type="checkbox"/> ACV - Contents Credit	
Other Structures		<input type="checkbox"/> Rented to Others	
Additional Amount:	0	<input type="checkbox"/> Fire Resistive	
Total:	? 480,000	<input type="checkbox"/> Farming	
Liability Limit:	500,000	Employment Practices Liability:	
Year Built:	2012	EPL Deductible:	0
Occupancy:	Principal	Liability Policy #:	
Number of Mortgages:	0		

« Back Next »

23. You will be brought to the Enter Residence Details screen. This screen varies by state. Enter the needed information and click NEXT. (picture not shown)

24. Select Residence Credits. Click NEXT. (Available credits will vary by state and by selected coverage or residence type)

Select Residence Credits

Residence: House at Primary: 1 CHUBB WAY, FAIRFIELD, FAIRFIELD county, CT, 06430

- ☒ Fire Station Within 5 Miles
- ☒ Fire Hydrant Within 1000 Feet
- ☒ Central Station Burglar Alarm
- ☒ Central Station Fire Alarm
- ☐ Gated Community
- ☐ Gated Community Patrol Service
- ☐ Residential Sprinkler System
- ☐ Storm Shutters

Portfolio Discount - Home with Auto

☐ Yes ☐ No

Vehicle Policy #:

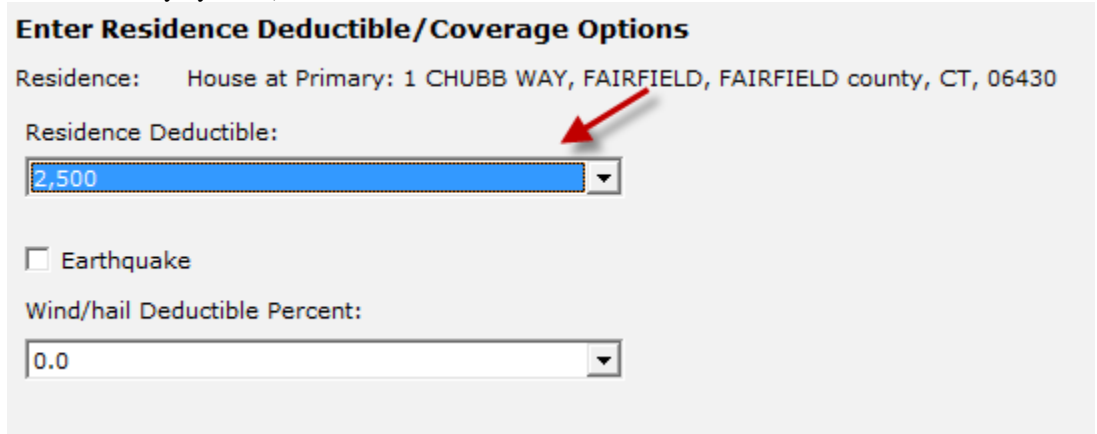
25. Select Residence Superior Credits. Click NEXT. (Available superior credits will vary by state and by selected coverage or residence type)

Select Residence Superior Credits

Residence: House at Primary: 1 CHUBB WAY, FAIRFIELD, FAIRFIELD county, CT, 06430

- ☒ 24-Hour Security
- ☐ Full Time Caretaker
- ☐ Signal Continuity
- ☐ Water Flow Alarm
- ☒ Temperature Monitor
- ☒ Back-up Generator
- ☐ Gas Leakage Detector
- ☒ Seismic Shut Off Valve
- ☐ Lightning Protection
- ☐ Water Leak Detection Alarm
- ☐ Water Leak Detection

26. Enter Residence Deductible / Coverage Options. Click NEXT. (This screen will vary by state.)



Enter Residence Deductible/Coverage Options

Residence: House at Primary: 1 CHUBB WAY, FAIRFIELD, FAIRFIELD county, CT, 06430

Residence Deductible:

2,500

☐ Earthquake

Wind/hail Deductible Percent:

0.0

27. If this location has had a loss within the past five years, add it on the Manage Losses screen and then click NEXT. If there are no losses, click NEXT. (picture not shown)

28. Click on Rate Policy ([bottom right](#)). (picture not shown)

29. Click on Issue Policy ([bottom right](#)). (picture not shown)